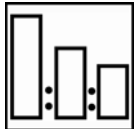


Autoclear®

FOR PROFESSIONAL USE ONLY

Description

High-build, two-pack clearcoat designed for universal application and optimal appearance with Sikkens basecoat systems. Autoclear will give an excellent flow and gloss.



100 Autoclear
50 P Hardeners
30 Plus Reducers



Use Sikkens measuring stick
No. 1 Black

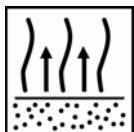


Spray gun set-up:
1.2-1.4 mm

Application pressure:
1.7-2.2 bar at the air inlet
HVLP max 0.6-0.7 bar at the air cap



2 x 1 coat
First apply a medium closed coat, next apply a full coat after indicated flash off time



Between coats
5-10 minutes at 20°C
Reducer selection according temperature

Before curing
5-10 minutes at 20°C
Flash-off time depending on oven type



Hardener selection

	20°C	60°C
P15 Hardener	8 hours	20 minutes
P25 Hardener	10 hours	25 minutes
P35 Hardener	11 hours	45 minutes
P45 Hardener	-	45 minutes
MS 20 Hardener	10 hours	30 minutes
MS 30 Hardener	12 hours	35 minutes
MS 40-Hardener	13 hours	45 minutes
MS 50-Hardener	13 hours	45 minutes
MS 60Hardener	-	45 minutes



Use suitable respiratory protection

Akzo Nobel Car Refinishes recommends the use of a fresh air supply respirator.

Read complete TDS for detailed product information



Autoclear®

FOR PROFESSIONAL USE ONLY

Description

High-build, two-pack clearcoat designed for universal application and optimal appearance with Sikkens basecoat systems. Autoclear will give an excellent flow and gloss.

Product and additives

Autoclear

P Hardener P15 Hardener; spot and panel repairs at 20°C-25°C
P25 Hardener; spot and panel repairs at 20°C-30°C
P35 Hardener; larger areas and overall refinishing at 20°C-40°C
P45 Hardener; larger areas and overall refinishing above 40°C

MS Hardener MS20 Hardener; spot and panel repairs at 20°C-25°C
MS30-MS40 Hardener; larger areas and overall refinishing at 20°C-35°C
MS50 Hardener; larger areas and overall refinishing above 30°C
MS60 Hardener; larger areas and overall refinishing above 40°C

Plus Reducers Plus Reducer Fast; spot and panel repairs, temperature range: 15°C-25°C.
Plus Reducer Medium; spot and panel repairs and large areas, temperature range: 20°C-30°C.
Plus Reducer Slow; larger areas and complete paint jobs, temperature range: 25°C-35°C.
Plus Reducer Extra Slow; to use in extremely hot temperatures, temperature range: above 35°C.

Additives Autoclear Mat; a matt clearcoat finish to create different clearcoat gloss levels (TDS 5.5.1)
Elast-O-Actif; to elasticize Autoclear making it suitable for plastic parts. See S8.06.03c

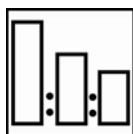
Basic raw materials

Autoclear: Acrylic resins
Autoclear Hardener: Poly-isocyanate resins

Suitable substrates

Autobase Plus; after a minimum flash off time of 15 minutes at 20°C
Autobase Classic; after a minimum flash off time of 15 minutes at 20°C
Autowave; after a minimum flash off time of 15 minutes at 25°C

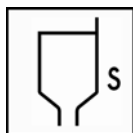
Mixing



Standard system P Hardener
100 Autoclear
50 P Hardeners
30 Plus Reducers
Use measuring stick No. 1 Black

Standard system MS Hardener
100 Autoclear
50 MS20-30-40-50-60 Hardeners
10 Plus Reducers
Use measuring stick No. 3 Blue

Viscosity



15-16 seconds – DIN Cup 4 at 20°C.



Autoclear®

FOR PROFESSIONAL USE ONLY

Spray gun set-up / application pressure



Spray gun
Gravity feed

Fluid tip – set-up
1.2-1.4 mm

Application pressure
1.7-2.2 bar at the spray gun air inlet
HVLP max 0.6-0.7 bar at the air cap

Application process & blending



Apply a medium closed coat, allowing for a 5-10 minutes flash-off time at 20°C.

Next, apply a full coat, allowing for a 5-10 minutes flash-off time at 20°C before baking.

- Flash-off between coats; in case of application to larger areas, flash off between coats is minimal.
- Recoatable with itself after full drying cycle, sanding becomes necessary after 24 hours
- For blending (spot repair and panel blends), see TDS S8.01.01.
- *When sanding and heavy polishing is required, a third coat may be applied after the stated flash-off times at 20°C.*

Pot-life

P15 Hardener	1 hour	at 20°C
P25 Hardener	2 hours	at 20°C
P35 Hardener	3 hours	at 20°C
P45 Hardener	3 hours	at 20°C
MS 20 Hardener	1 ½ hour	at 20°C
MS 30 Hardener	2 ½ hours	at 20°C
MS 40-Hardener	3 hours	at 20°C
MS 50 Hardener	2 hours	at 30°C
MS 60 Hardener	2 hours	at 30°C
	1½ hours	at 40°C

Film thickness

By using the recommended application: 40-50 µm.



Autoclear®

FOR PROFESSIONAL USE ONLY

Drying times

Allow for a minimum of 5 minutes flash off time at 20°C before moving the car into a pre-heated drying oven (booth) at 60°C. All drying times relate to standard application and object temperature.
Consider the time required for the spraybooth to reach an acceptable air temperature to enable the heat transfer of 60°C to the object.



		P15 Hardener	P25 Hardener	P35 Hardener	P45 Hardener
20°C	Dust dry	20 minutes	30 minutes	40 minutes	45 minutes
	Dry to handle	8 hours	10 hours	11 hours	11 hours
60°C	Dust dry	5 minutes	10 minutes	15 minutes	20 minutes
	Dry to handle*	20 minutes	30 minutes	45 minutes	45 minutes



		MS20	MS30	MS40	MS50/MS60
20°C	Dust dry	35 minutes	40 minutes	45 minutes	
	Dry to handle	10 hours	12 hours	13 hours	
60°C	Dust dry	5 minutes	5 minutes	5 minutes	5 minutes
	Dry to handle*	30 minutes	35 minutes	45 minutes	45 minutes

*Dry to handle

Following the drying cycle at 60°C object temperature, allow the Autoclear to cool down fully to ambient temperature.



Dry to handle after approximately 10 minutes.
Allow 5 minutes flash off prior to infra red curing
The panel must not reach a temperature above 100°C while curing.
For additional infra red drying information; see TDS S9.01.01



Autoclear®

FOR PROFESSIONAL USE ONLY

Polishability



Dust and minor imperfections can be polished out after the stated air-dry times have been reached, or after a full bake at 60°C object temperature, followed by a cool down of the object to ambient temperature. Carefully sand out dust particles and restore the surface according polishing recommendations.
Ready to polish approximately 1 hour after cool down to ambient temperature.

Material usage

By using the recommended application, the theoretical material usage is $\pm 9 \text{ m}^2/\text{liter RTS mixture}$.

The practical material usage depends on many factors i.e. shape of the object, roughness of the surface, application techniques, pressure and application circumstances.

Cleaning of equipment

Sikkens Solvents or solvent borne guncleaners

Product storage

Product shelf-life is determined when products are stored unopened at 20°C.
Avoid extreme temperature fluctuation.

- o *Product shelf life data see TDS S9.01.02*

Akzo Nobel Car Refinish bv.
Address: Rijksweg 31, PO Box 3, 2170 BA Sassenheim
Tel: +31(0)71308-6944

FOR PROFESSIONAL USE ONLY

IMPORTANT NOTE The information in this data sheet is not intended to be exhaustive and is based on the present state of our knowledge and on current laws: any person using the product for any purpose other than that specifically recommended in the technical data sheet without first obtaining written confirmation from us as to the suitability of the product for the intended purpose does so at his own risk. It is always the responsibility of the user to take all necessary steps to fulfill the demands set out in the local rules and legislation. Always read the Material Data Sheet and the Technical Data Sheet for this product if available. All advice we give or any statement made about the product by us (whether in this data sheet or otherwise) is correct to the best of our knowledge but we have no control over the quality or the condition of the substrate or the many factors affecting the use and application of the product. Therefore, unless we specifically agree in writing otherwise, we do not accept any liability whatsoever for the performance of the product or for any loss or damage arising out of the use of the product. All products supplied and technical advices given are subject to our standard terms and conditions of sale. You should request a copy of this document and review it carefully. The information contained in this data sheet is subject to modification from time to time in the light of experience and our policy of continuous development. It is the user's responsibility to verify that this data sheet is current prior to using the product.

Coatings brand names mentioned in this data sheet are trademarks of or are licensed to Akzo Nobel.

Head Office

Akzo Nobel Car Refinishes B.V., PO Box 3 2170 BA Sassenheim, The Netherlands. www.sikkenscr.com

