

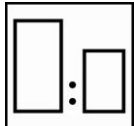
Autobase[®] Plus

FOR PROFESSIONAL USE ONLY

Description

Autobase Plus basecoat provides excellent coverage, metallic control and sprayability when used to duplicate OEM solid, metallic and pearl colour effects. Autobase Plus must be used in conjunction with a Sikkens clearcoat in order to provide protection from the environment. Autobase Plus is the superior choice to achieve optimal colour match.

This product is not for sale to Vehicle Refinishers in the EU, who need to comply to the Directive 2004/42/EC



100 Autobase Plus

50 Plus Reducer



Use Sikkens measuring stick

1 Black



Spray gun set-up:
1.2-1.5 mm

Application pressure:

1.7-2.2 bar at the air inlet

HVLP max 0.6-0.7 bar at the air cap

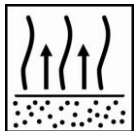


Application metallic colours:

Full coat – intermediate coat – drop coat

Application solid colours:

2 x 1 coat




Between coats

3-5 minutes at 20°C

Before clearcoat application

15 minutes at 20°C



Clearcoat application

See clearcoat T.D.S.



Use suitable respiratory protection

Akzo Nobel Car Refinishes recommends the use of a fresh air supply respirator

Read complete TDS for detailed product information



Autobase[®] Plus

FOR PROFESSIONAL USE ONLY

Description

Autobase Plus basecoat provides excellent coverage, metallic control and sprayability when used to duplicate OEM solid, metallic and pearl colour effects. Autobase Plus must be used in conjunction with a Sikkens clearcoat in order to provide protection from the environment. Autobase Plus is the superior choice to achieve optimal colour match.

Suitable substrates

All Existing OEM finishes, with the exception of thermoplastic acrylic finishes.
All current Sikkens preparatory products.
*With the exception of direct application on acid containing Washprimers
StickerFix[™]*

White Autobase Plus colours:

Autobase Plus solid white or colours containing 50% or more Autobase Plus Q110 or Q120 white, should not be applied directly over Washprimer EM or Washfiller 590. If this product is necessary for metal treatment, apply only one coat, respect the recommended flash off and proceed using either a sanding surfacer, a non-sanding (wet-on-wet) surfacer or a pigmented sealer.

Products and additives

Autobase Plus MM (MM) colours

Plus Reducers

Plus Reducer Fast; spot and panel repairs, temperature range: 15°C-25°C.
Plus Reducer Medium; spot and panel repairs and large areas, temperature range: 20°C-30°C.
Plus Reducer Slow; larger areas and complete paint jobs, temperature range: 25°C-35°C.
Plus Reducer Extra Slow; to use in extremely hot temperatures, temperature range: above 35°C.

Additives

Blending Agent: Additive specially developed for easier application of spot repairs and fade-outs

Basic raw materials

Autobase Plus: Physical drying binders
Autobase Plus Blending Agent: Physical drying binders



Autobase[®] Plus

FOR PROFESSIONAL USE ONLY

Surface preparation



Final sanding step P500

- Initial sanding steps may be executed with a coarser sanding grit; P360 - P400
- Respect a maximum 100 sanding grit step difference or less throughout the sanding procedure.
- For detailed surface preparation see TDS S8.06.02



Final sanding step P1000

- Initial sanding steps may be executed with a coarser sanding grit P600 - P800
- Respect a maximum 200 sanding grit step difference or less throughout the sanding procedure.
- For detailed surface preparation see TDS S8.06.02



Surface cleaning; remove any surface contamination prior to the application of Autobase Plus using an appropriate surface cleaner.

Mixing



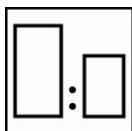
Mixing Machine

Stir MM colours on mixing machine every 4 hours for 15 minutes



Stir after mixing

Autobase Plus MM colours must be stirred thoroughly directly after mixing the colour formula

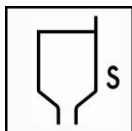


Colour mixing by hand:

If an Autobase Plus colour is made without the use of a formula it is essential to incorporate MM Q065 into the hand mixed formula; mix 3 parts of the colour with 1 part of the MM Q065.


Elast-O-Actif should **not** be added into the Autobase Plus colour.

Viscosity



16–17 seconds DIN cup 4 at 20°C.

Spray gun set-up / application pressure



Spray gun
Gravity feed

Fluid tip – set-up
1.2-1.5 mm

Application pressure
1.7-2.2 bar at the spray gun air inlet
HVLP max 0.6-0.7 bar at the air cap

Autobase[®] Plus

FOR PROFESSIONAL USE ONLY

Pot-life

6 Months when stored in a closed can at 20°C.
4 Hours at 20°C in a closed can, when mixed with hardener.
Stir the ready to spray mixture thoroughly before use.

Application process

Solid colours

Apply 2 single coats or until opacity is achieved. *Allow for a 3-5 minutes flash-off time at 20°C between coats until the basecoat dries completely to a matt finish.

**Allow for a minimum of 15 minutes final flash-off time at 20°C before clearcoat application.*

Metallic colours

Apply 1 full wet coat allowing for an 3-5 minutes flash-off time at 20°C until the basecoat dries completely to a matt /semi gloss finish. Next apply an intermediate coat until achieving opacity and allow again a 3-5 minutes flash-off time at 20°C until the basecoat dries completely to a matt /semi gloss finish.

When needed, apply a drop coat (metallic orientation coat) by reducing the pressure to 1-1 ½ bar at the gun inlet and apply the drop coat with full trigger, increase the distance to approximately 30 cm.

**Allow for a minimum of 15 minutes final flash-off time at 20°C before clearcoat application.*

Spot repairs:

When making spot repairs, use lower application pressure and apply thin coats until reaching opacity. Allow for a 3-5 minutes flash-off time at 20°C between coats. Next, fade out, by extending beyond the edges, using similar application pressure. In case of metallic colours apply a drop coat (metallic orientation coat) when needed by increasing the spray gun distance.

In the case of high hiding colours, the colour transparency can be increased by adding Blending Additive or MM070 RTS to the mixed colour.

**Allow for a minimum of 15 minutes final flash-off time at 20°C before clearcoat application.*

Blending Agent:

If required, Autobase Plus Blending Additive can be used ready to spray as a pre-coat (wet-bed) to reduce the halo effect. Apply 1 full wet coat to the maximum fade-out area and allow for the pre-coat to flash off until fully dried before proceeding with the colour application.

Apply the Autobase Plus colour within the Blending Additive area.

Masking

Autobase Plus solid, metallic and pearl colours can be taped after 20 minutes flash-off at 20°C.

Temperature increase in combination with air movement increase the ability for masking.

Let the object cool down to ambient temperature before masking after which a second colour of Autobase Plus can then be applied

Denibbing

Allow Autobase Plus to flash off sufficiently, at least 20 minutes at 20°C.
Then lightly sand the damaged area with P500 free-cut dry or P1000grit wet sanding paper sanding paper.
Thoroughly remove sanding residue before continuing Autobase Plus application.

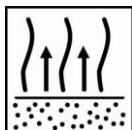
Autobase[®] Plus

FOR PROFESSIONAL USE ONLY

Recoatable with

- All current Sikkens clearcoats
With the exception of;
- Autoclear LV Superior
 - Autoclear UV

Recoat time



Autobase Plus Solid: 5 hours

Autobase Plus Metallic and Pearl: 48 hours (2 days)

To extend the re-coat time of **solid** colours up to 48 hours (2 days), mix Autobase Plus as follows:
Stir the Autobase Plus colour thoroughly before adding 10% P25 Hardener.
Stir this mixture thoroughly before adding Plus Reducer, then stir again thoroughly

The Autobase Plus colour and the hardener must be mixed thoroughly prior to the addition of the Reducer to gain the required system property.

Film thickness

Solid colours:	microns
Per coat	7.5-10
By using the recommended application (2 coats)	15-20
Metallic colours:	
Per coat	7.5-10
By using the recommended application (2 coats)	15-20

Theoretical Coverage

Ready for use mixture at 1 µm dry film thickness

m²/liter
±143

The practical material usage depends on many factors i.e. shape of the object, roughness of the surface, application techniques, pressure, method and application circumstances

Cleaning of equipment

Sikkens Solvents or solvent borne Guncleaners

Product storage

Product shelf-life is determined when products are stored unopened at 20°C.

Avoid extreme temperature fluctuation.

- *Product shelf life data see TDS S9.01.02*



Autobase[®] Plus

FOR PROFESSIONAL USE ONLY

AkzoNobel Car Refinish bv.
Address: Rijksstraatweg 31, PO Box 3, 2170 BA Sassenheim
Tel: +31(0)71308-6944

FOR PROFESSIONAL USE ONLY

IMPORTANT NOTE The information in this data sheet is not intended to be exhaustive and is based on the present state of our knowledge and on current laws: any person using the product for any purpose other than that specifically recommended in the technical data sheet without first obtaining written confirmation from us as to the suitability of the product for the intended purpose does so at his own risk. It is always the responsibility of the user to take all necessary steps to fulfill the demands set out in the local rules and legislation. Always read the Material Data Sheet and the Technical Data Sheet for this product if available. All advice we give or any statement made about the product by us (whether in this data sheet or otherwise) is correct to the best of our knowledge but we have no control over the quality or the condition of the substrate or the many factors affecting the use and application of the product. Therefore, unless we specifically agree in writing otherwise, we do not accept any liability whatsoever for the performance of the product or for any loss or damage arising out of the use of the product. All products supplied and technical advices given are subject to our standard terms and conditions of sale. You should request a copy of this document and review it carefully. The information contained in this data sheet is subject to modification from time to time in the light of experience and our policy of continuous development. It is the user's responsibility to verify that this data sheet is current prior to using the product.

Coatings brand names mentioned in this data sheet are trademarks of or are licensed to Akz Nobel.

Head Office

AkzoNobel Car Refinishes B.V., PO Box 3 2170 BA Sassenheim, The Netherlands. www.sikkenscr.com